

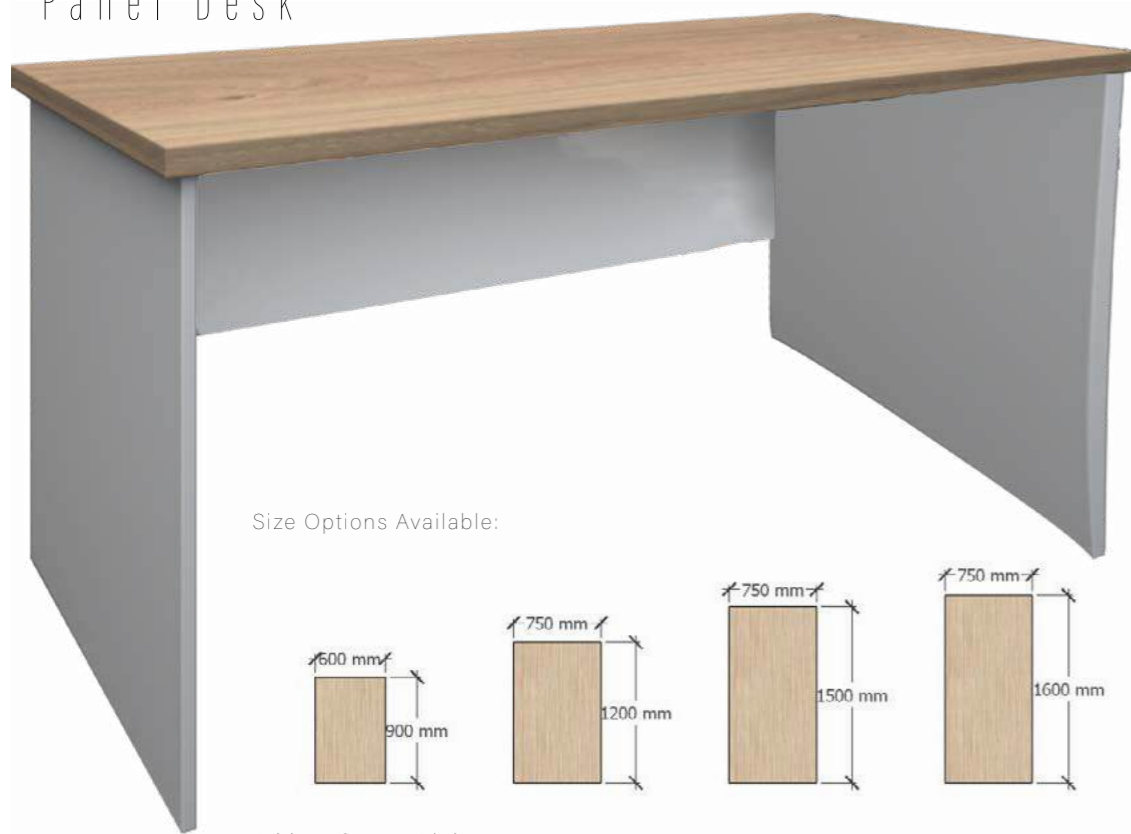
# DESKS & WORKSTATIONS



# SAVANNA RANGE

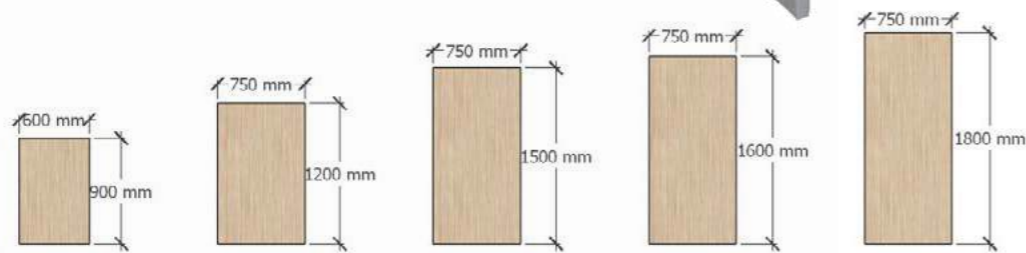
## PANEL LEG DESK SYSTEMS

### Panel Desk

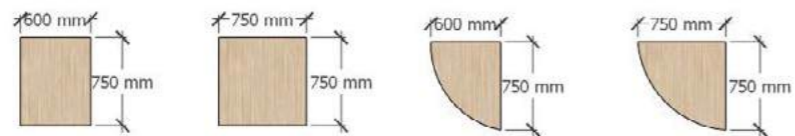


The Savanna range offers three options. Option one includes a mobile pedestal, Option two provides you with a fixed pedestal, and Option three includes a desk height pedestal with optional addition of incorporating a top.

Size Options Available:



Add on Corner Link



### Option 1: Mobile Pedestal



### Option 2: Fitted Pedestal



## 01. MOBILE PEDESTAL



3 Drawer  
Mobile pedestal



1 Pencil drawer, 1 Filer  
Mobile pedestal



1 Pencil drawer, 3 Drawer  
Mobile pedestal



2 Drawer, 1 Filer  
Mobile pedestal



1 Pencil drawer, 1 Drawer, 1  
Filer Mobile pedestal



4 Drawer  
Mobile pedestal

## 02. FITTED PEDESTAL



1 Drawer Fitted Pedestal



2 Drawer Fitted Pedestal



3 Drawer Fitted Pedestal

# DESK HEIGHTS

# 03



1 Drawer,  
Open CPU Shelf



1 Drawer,  
1 Hinged Door



2 Drawers,  
Open Shelf



2 Drawer,  
1 Deepfiler



4 Drawer



4 Drawer,  
1 Pencil Tray



3 Thin Drawers,  
1 Deepfiler



Open Pc Shelf



3 Drawer Fitted Pedestal



3 Drawer Fitted Pedestal

## DESK HEIGHT WITH INCORPORATED TOP

Incorporating the top onto the desk height provides the opportunity to expand your workspace



# SAVANNA WITH DESK HEIGHT



# SAVANNA RANGE

## Pedena Additions

### SLIDING DOOR



1200(w) x 600(d) x 742(h)



1200(w) x 600(d) x 742(h)

### ROLLER DOOR



1200(w) x 600(d) x 742(h)



1200(w) x 600(d) x 742(h)

### HINGED DOOR



900(w) x 600(d) x 742(h)



900(w) x 600(d) x 742(h)



1200(w) x 600(d) x 742(h)



1200(w) x 600(d) x 742(h)

## Credenza Additions



900(w) x 600(d)  
1000(w) x 600(d)



900(w) x 600(d)  
1000(w) x 600(d)



1000(w) x 600(d)  
1200(w) x 600(d)



# SAVANNA RANGE

Hinged Door Cupboard



Glass Hinged Door Cupboard



Roller Door Cupboard



Filers



4 Drawer Filer  
1360(h) x 490(w) x 630(d)

3 Drawer Filer  
1055(h) x 490(w) x 630(d)

2 Drawer Filer  
750(h) x 490(w) x 630(d)

Bookcases



Single Tier Bookcase  
470(h) x 750(w) x 400(d)

2 Tier Bookcase  
800(h) x 800(w) x 350(d)

3 Tier Bookcase  
1200(h) x 800(w) x 350(d)

4 Tier Bookcase  
1200(h) x 800(w) x 350(d)

5 Tier Bookcase  
1800(h) x 800(w) x 350(d)

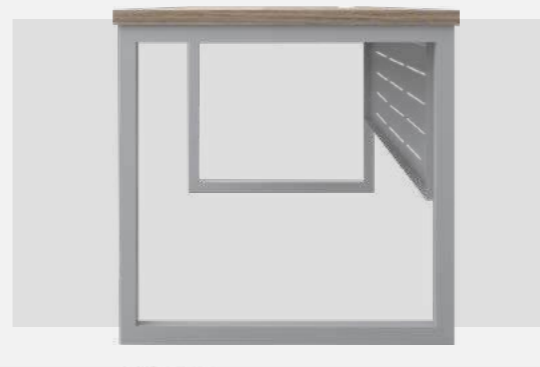





ATLANTIC  
RANGE  
STEEL BENCH FRAME



# ATLANTIC RANGE

SINGLE DESKS

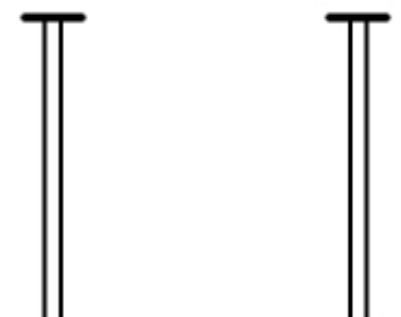

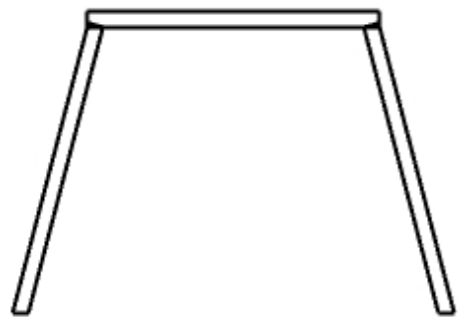


A-FRAME

U-FRAME

LOOP FRAME

POLE LEGS



# ATLANTIC RANGE

TALLBOY STORAGE SOLUTIONS

Open Bookcase Tall boys



2 Drawer,  
1 Deep Filer



1 Pencil Tray, 2 Drawer,  
1 Deep Filer



4 Drawer



1 Pencil Tray,  
4 Drawer

Roller Door Tall boys



2 Drawer,  
1 Deep Filer



1 Pencil Tray,  
2 Drawer,  
1 Deep Filer



4 Drawer



1 Pencil Tray,  
4 Drawer

Pedestal Options

## 01. MOBILE PEDESTAL



3 Drawer  
Mobile pedestal



1 Pencil drawer,  
1 Filer  
Mobile pedestal



1 Pencil drawer,  
3 Drawer  
Mobile pedestal



2 Drawer, 1 Filer  
Mobile pedestal



1 Pencil drawer,  
1 Drawer,  
1 Filer  
Mobile pedestal



4 Drawer  
Mobile pedestal

## 02. FITTED PEDESTAL



1 Drawer Fitted Pedestal



2 Drawer Fitted Pedestal



3 Drawer Fitted Pedestal

## 03. DESK HEIGHTS



1 Pencil Drawer,  
1 Open Shelf



1 Pencil drawer,  
1 Filer



2 Pencil drawer,  
1 Open filer



2 Pencil Drawer,  
1 Filer



4 Standard Drawer



1 Pencil Drawer,  
4 Drawer



3 Drawer,  
1 Filer



Open shelf



1 Pencil Drawer,  
1 Open Shelf

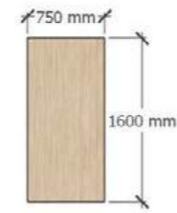
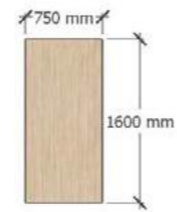


32mm Top

# 01. SINGLE BENCH

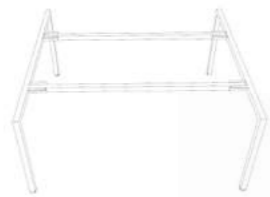
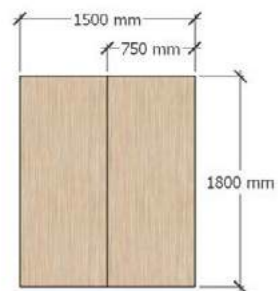
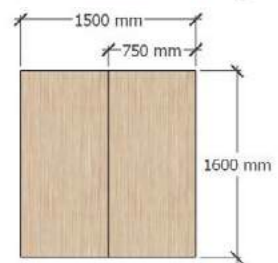
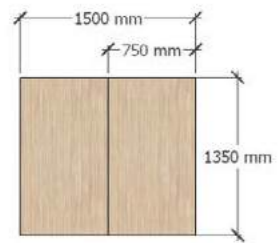


Size Options Available:



# 02. TWO WAY BENCH

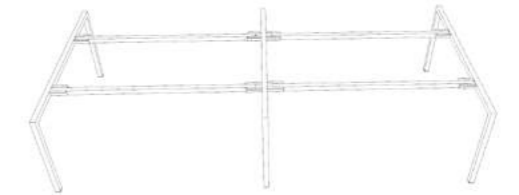

Size Options Available:



# 03. FOUR WAY BENCH




Size Options Available:



# 04. SIX WAY BENCH



Size Options Available:



# N A M I B R A N G E

## O N E S H O T S Y S T E M S

### D E S K I N G S Y S T E M S

## 01. THREE WAY BENCH

Options:

U-FRAME



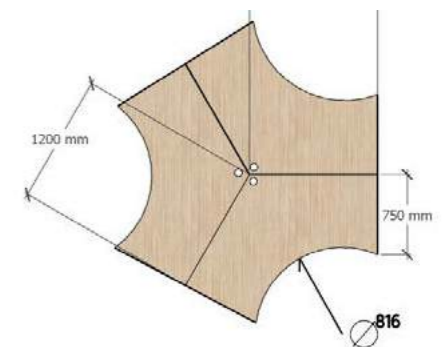
PANEL LEGS



POLE LEGS



Size Options Available:  
1200 x 1200 mm



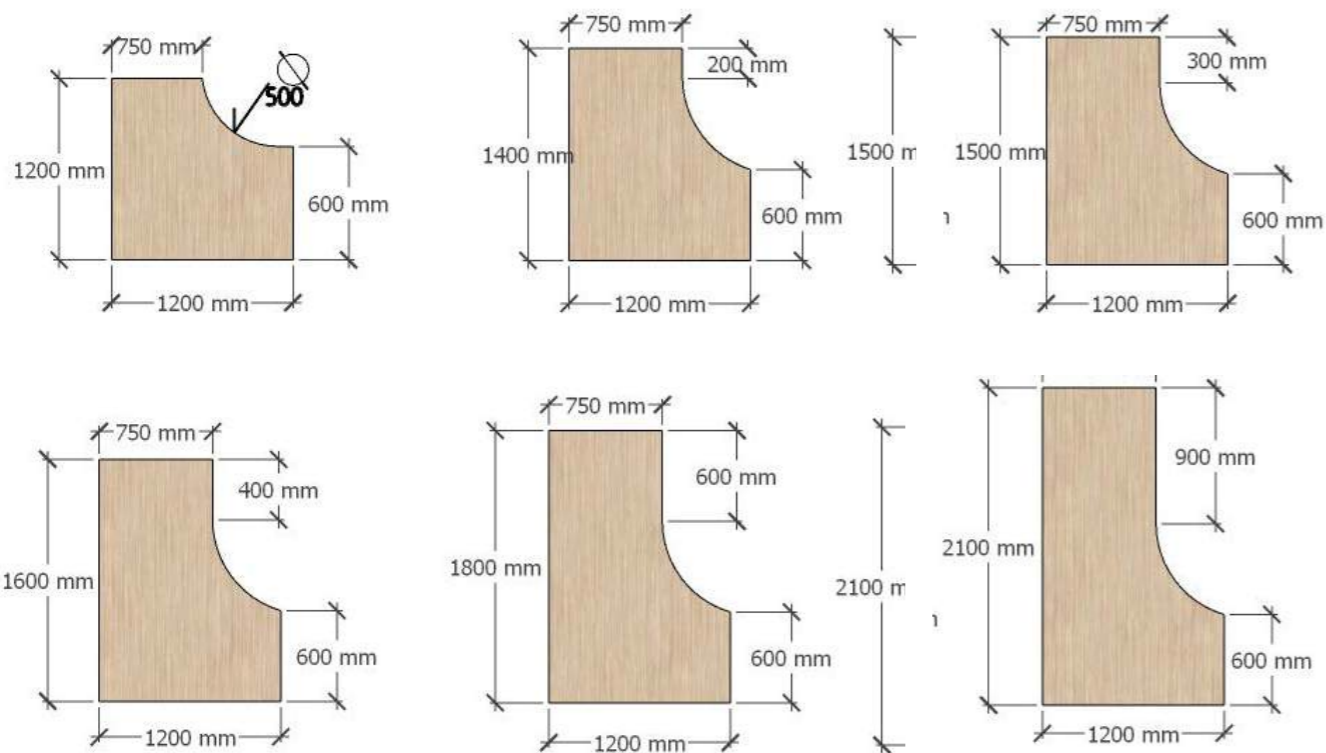
# N A M I B R A N G E

SINGLE BENCH OPTIONS


## 02. FOUR WAY BENCH



Size Options Available:



Layout Options



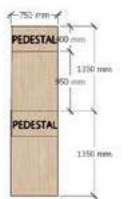
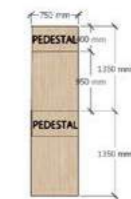
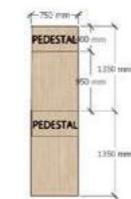
# LADO CLUSTER DESKS



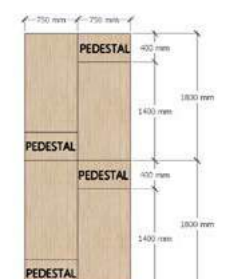
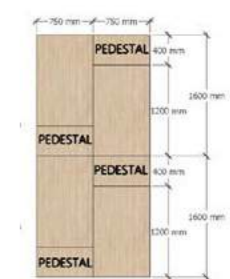
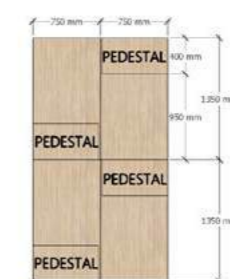
SIDE BY SIDE CLUSTER

FRONT TO BACK CLUSTER



SIDE BY SIDE CLUSTER



FRONT TO BACK CLUSTER



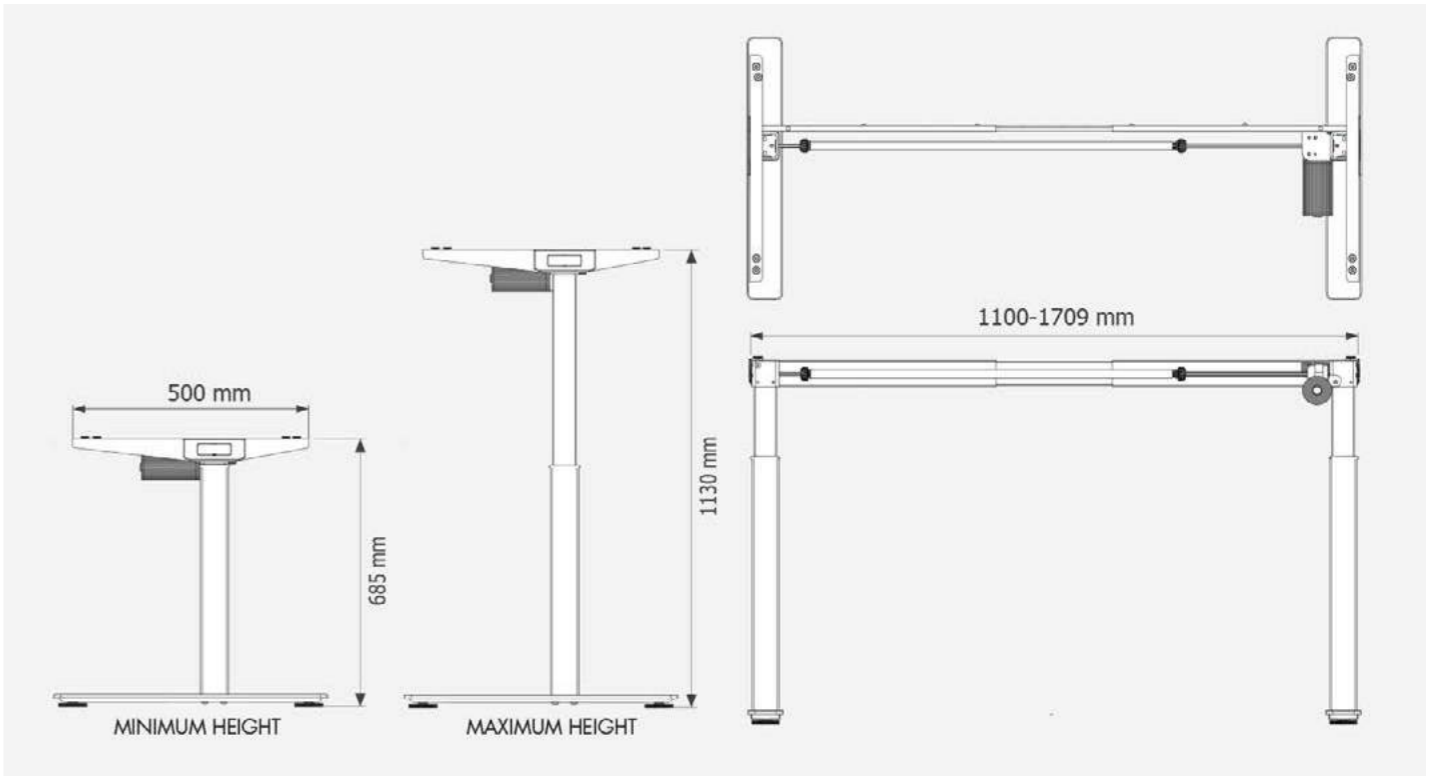
# CALL CENTRE INSTALLATION





A D J U S T A B L E  
D E S K I N G

H E I G H T  
A D J U S T A B L E





# FLIP TOP DESK



S P A C E  
D I V I S I O N S



# MODESTY PANELS

## STEEL MODESTY



## TIMBER MODESTY



# SPACE DIVISIONS

## SCREENS



## ANGOLO STANDING SCREEN`

MATERIAL OPTION	MELAMINE OPTION
1600 X 600	1600 X 600
1600 X 1000	1600 X 1000
1600 X 1200	
1600 X 1400	
1600 X 1600	

## CASEMENT

- 1600 X 600
- 1600 X 1000
- 1600 X 1200
- 1600 X 1400
- 1600 X 1600



## STICK IT

MATERIAL OPTION	MELAMINE OPTION
1375 x 450 mm	1375 x 450 mm
1600 x 450 mm	1600 x 450 mm
1800 x 450 mm	1800 x 450 mm
750 x 450 mm	750 x 450 mm